



Roller Follower

THK General Catalog

A Product Descriptions

Features and Types	A20-2
Features of the Roller Follower	A20-2
• Structure and Features	A20-2
Types of the Roller Follower	A20-3
• Types and Features	A20-4
Point of Selection	A20-6
Nominal Life	A20-6
Accuracy Standards	A20-7
Track Load Capacity	A20-8
Radial Clearance	A20-8
Dimensional Drawing, Dimensional Table	
Models NAST (Separable Type with a Cylindrical Outer Ring),	
NAST-R (Separable Type with a Spherical Outer Ring) ...	A20-10
Models NAST-ZZ (Separable Type with a Cylindrical Outer Ring and Side Plates),	
NAST-ZZR (Separable Type with a Spherical Outer Ring and Side Plates) ..	A20-11
Models RNAS (Separable Type with a Cylindrical Outer Ring and No Inner Ring),	
RNAS-R (Separable Type with a Spherical Outer Ring and No Inner Ring) .	A20-12
Models NART-R (Non-separable Type with a Spherical Outer Ring),	
NART-VR (Non-separable Type with a Spherical Outer Ring and Full Balls) .	A20-13
Point of Design	A20-14
Fit	A20-14
Mounting Section	A20-14
Model No.	A20-15
• Model Number Coding	A20-15
• Types and Model Numbers of the Roller Follower ..	A20-16
Precautions on Use	A20-17

B Support Book (Separate)

Features and Types	B20-2
Features of the Roller Follower	B20-2
• Structure and Features	B20-2
Types of the Roller Follower	B20-3
• Types and Features	B20-4
Point of Selection	B20-6
Nominal Life	B20-6
Track Load Capacity	B20-8
• Example of Calculating a Track Load Capacity ...	B20-8
Mounting Procedure and Maintenance ..	B20-9
Installation	B20-9
Contamination Protection and Lubrication ..	B20-9
Model No.	B20-10
• Model Number Coding	B20-10
• Types and Model Numbers of the Roller Follower ..	B20-11
Precautions on Use	B20-12

Features of the Roller Follower

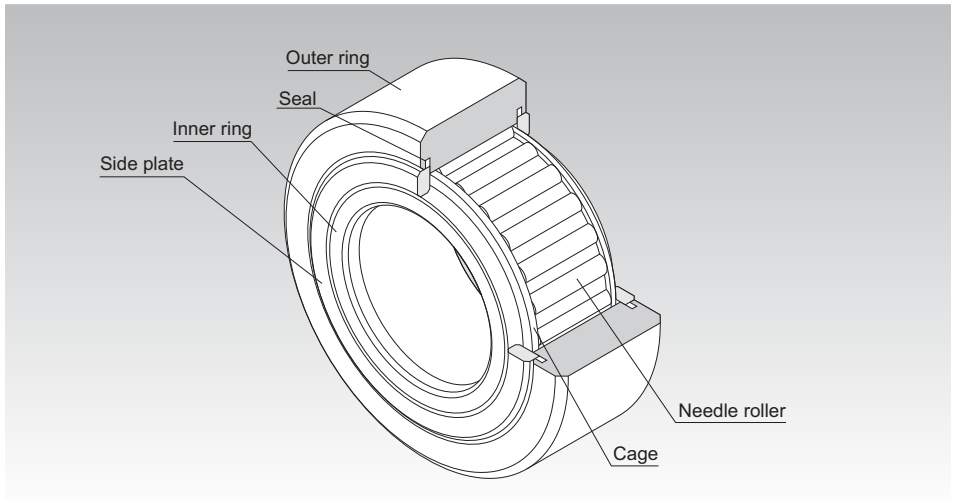


Fig.1 Structure of Roller Follower Model NAST-ZZUU

Structure and Features

The Roller Follower is a compact and highly rigid bearing system. It contains needle bearings and is used as a guide roller for cam discs and straight motion.

Since its outer ring rotates while keeping direct contact with the mating surface, this product is thick-walled and designed to bear an impact load.

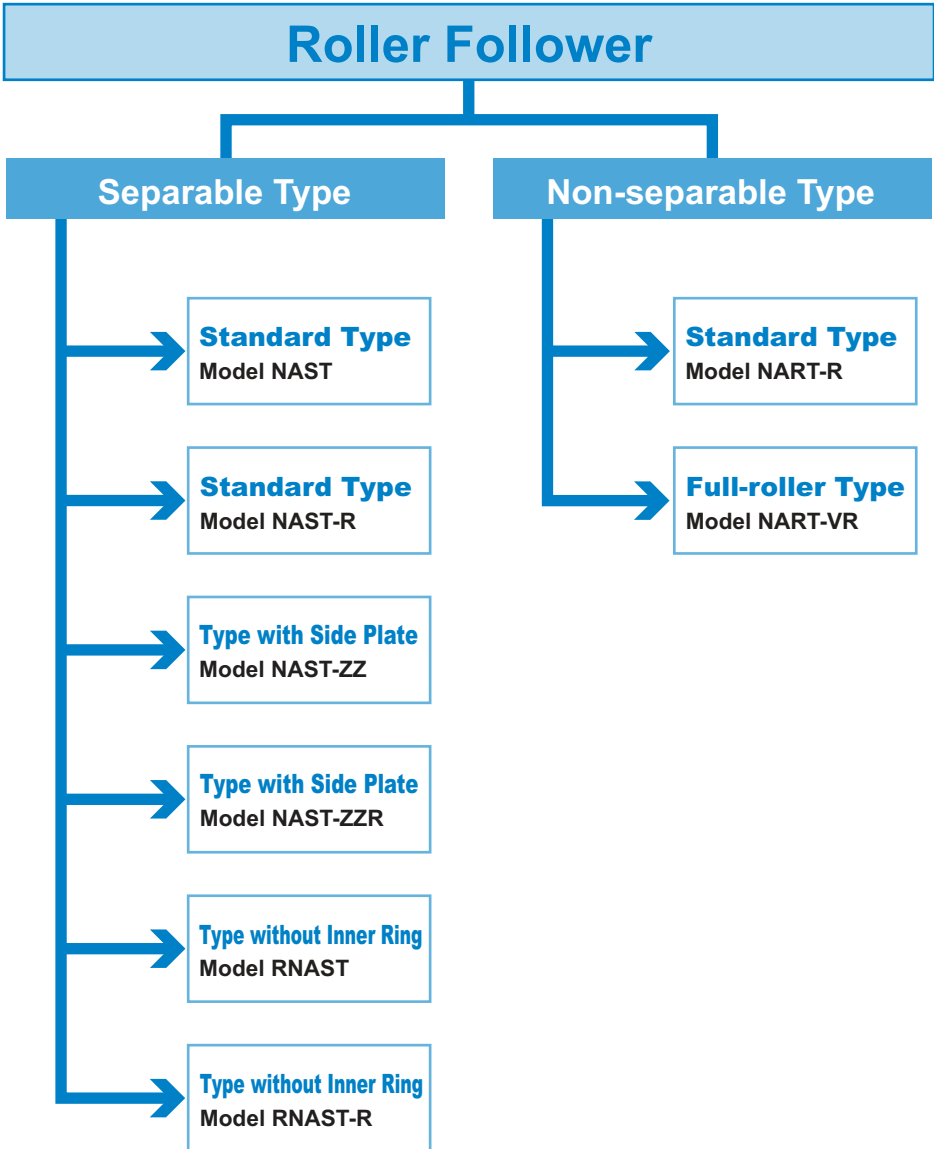
Inside the outer ring, needle rollers and a precision cage are incorporated. This prevents the product from skewing and achieves a superb rotation performance. And, as a result, the product is capable of easily withstanding high-speed rotation.

Roller Followers are divided into two types: separable type whose inner ring can be separated, and non-separable type whose inner ring cannot be separated.

There are two types of the outer ring in shape: spherical and cylindrical. The spherical outer ring easily absorbs a distortion of the shaft center when the cam follower is installed and helps lighten a biased load.

The Roller Follower is used in a wide range of applications such as cam mechanisms of automatic machines, dedicated machines as well as carrier systems, conveyors, bookbinding machines, tool changers of machining centers, pallet changers, automatic coating machines, and sliding forks of automatic warehouses.

Types of the Roller Follower



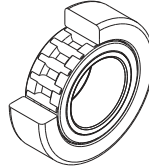
Types of the Roller Follower

Types and Features

Model NAST (Separable Type)

Model NAST is a separable type of bearing system that combines a thick-wall outer ring, an inner ring and needle rollers equipped with a precision cage.

Specification Table⇒ **A20-10**

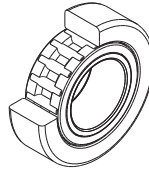


Model NAST

Model NAST-R (Separable Type)

This model is a spherical outer ring type of model NAST. Since the circumference of the outer ring is spherically ground, it helps lighten a biased load (symbol R).

Specification Table⇒ **A20-10**

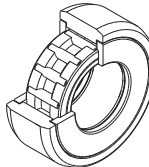


Model NAST-R

Model NAST-ZZ (Separable Type)

This separable type of bearing system has a labyrinth seal consisting of a pair of side plates formed on both sides of the inner ring of model NAST. (Model number of the type attached with seals is NAST-ZZUU.)

Specification Table⇒ **A20-11**

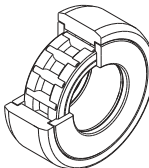


Model NAST-ZZ

Model NAST-ZZR (Separable Type)

This model is a spherical outer ring type of model NAST-ZZ. It easily corrects a distortion of the shaft center when the roller follower is installed. Since the circumference of the outer ring is spherically ground, it helps lighten a biased load (symbol R). (Model number of the type attached with seals is NAST-ZZUUR.)

Specification Table⇒ **A20-11**

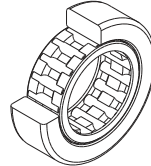


Model NAST-ZZR

Model RNAST (Separable Type)

This model is basically the same as model NAST, but does not have an inner ring.

Specification Table⇒ **A** 20-12

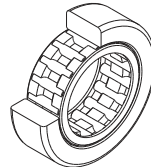


Model RNAST

Model RNAST-R (Separable Type)

This model is basically the same as model NAST-R, but does not have an inner ring. Since the circumference of the outer ring is spherically ground, it helps lighten a biased load (symbol R).

Specification Table⇒ **A** 20-12



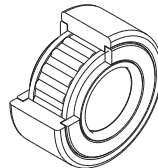
Model RNAST-R

Model NART-R (Non-separable Type)

This model is a non-separable type of bearing system whose inner ring is fixed to the side plates.

Since the circumference of the outer ring is spherically ground, it helps lighten a biased load (symbol R). (Model number of the type attached with seals is NART-UUR.)

Specification Table⇒ **A** 20-13



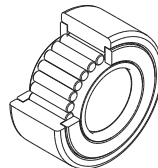
Model NART-R

Model NART-VR (Non-separable Type)

Based on model NART-R, this model is a full-roller bearing suitable for locations where a heavy load is applied in low speed operation.

Since the circumference of the outer ring is spherically ground, it helps lighten a biased load (symbol R). (Model number of the type attached with seals is NART-UUVR.)

Specification Table⇒ **A** 20-13



Model NART-VR

- Stainless steel types are available for all the above models. (symbol M)

Nominal Life

[Static Safety Factor]

The basic static load rating C_0 refers to the static load with constant direction and magnitude, under which the calculated contact stress in the center of the contact area between the roller and the raceway under the maximum load is 4000 MPa. (If the contact stress exceeds this level, it will affect the rotation.) This value is indicated as “ C_0 ” in the specification tables. When a load is statically or dynamically applied, it is necessary to consider the static safety factor as shown below.

$$\frac{C_0}{P_0} = f_s$$

- f_s : Static safety factor (see Table1)
 C_0 : Basic static load rating (kN)
 P_0 : Radial load (kN)

Table1 Static Safety Factor (f_s)

Load conditions	Lower limit of f_s
Normal load	1 to 3
Impact load	3 to 5

[Nominal Life]

The service life of the Roller Follower is obtained from the following equation.

$$L = \left(\frac{f_r \cdot C}{f_w \cdot P_c} \right)^{\frac{10}{3}} \times 10^6$$

- L : Nominal life
 (The total number of revolutions that 90% of a group of identical Roller Follower units independently operating under the same conditions can achieve without showing flaking from rolling fatigue)
- C : Basic dynamic load rating* (kN)
 P_c : Radial load (kN)
 f_r : Temperature factor
 (see Fig.1 on **A20-7**)
- f_w : Load factor (see Table2 on **A20-7**)

*The basic dynamic load rating (C) of the Roller Follower shows the load with interlocked direction and magnitude, under which the nominal life (L) is 1 million revolutions when a group of identical Roller Follower units independently operate. The basic dynamic load rating (C) is indicated in the corresponding specification table.

[Calculating the Service Life Time]

When the nominal life (L) has been obtained, the service life time (L_h) is obtained from the following equation.

● For Linear Motion

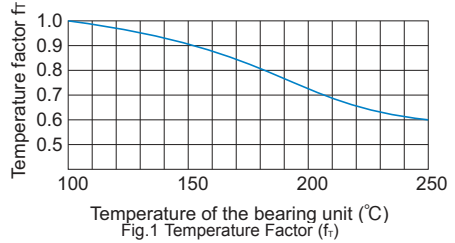
$$L_h = \frac{D \cdot \pi \cdot L}{2 \times l_s \cdot n_1 \times 60}$$

- L_h : Service life time (h)
- L : Nominal life
- D : Bearing outer diameter (mm)
- l_s : Stroke length (mm)
- n₁ : Number of reciprocations per minute (min⁻¹)

● For Rotary Motion

$$L_h = \frac{D \cdot L}{D_1 \cdot n \times 60}$$

- D₁ : Outer ring contact average diameter of the cam (mm)
- n : Rotation speed per minute of the cam (min⁻¹)



Note) The normal service temperature is 80°C or below. If the product is to be used at a higher temperature, contact THK.

Table2 Load Factor (f_w)

Service condition	f _w
Smooth motion without impact	1 to 1.2
Normal motion	1.2 to 1.5
Motion with severe impact	1.5 to 3

Accuracy Standards

Roller Followers are manufactured with accuracies in accordance with the following.

- Dimensional tolerance of the spherical outer ring in outer diameter D: $\begin{matrix} 0 \\ -0.05 \end{matrix}$
- Dimensional tolerance of model RNAS^T in inscribed bore diameter dr: F6
- Dimensional tolerance of model NART in bearing width B: Table3
- Accuracy of the inner ring and accuracy of the outer ring in width: Table4
- Accuracy of the outer ring: Table5

Table3 Dimensional tolerance of model NART in bearing width B

Model No. NART	Dimensional tolerance (h12)	
	Upper limit	Lower limit
5 to 12	0	-0.18
15 to 35	0	-0.21
40 to 50	0	-0.25

Table4 Accuracy of the Inner Ring and Accuracy of the Outer Ring in Width (JIS Class 0)

Unit: μm

Nominal dimension of the bearing inner diameter (di) (mm)		Tolerance of the bearing in outer diameter (dm) ^(note)		Tolerance of the inner ring (or outer ring) in width		Tolerance of the inner ring in radial runout (max)
Above	Or less	Upper	Lower	Upper	Lower	
2.5	10	0	-8	0	-120	10
10	18	0	-8	0	-120	10
18	30	0	-10	0	-120	13
30	50	0	-12	0	-120	15

Note) "dm" represents the arithmetic average of the maximum and minimum diameters obtained in measuring the bearing inner diameter at two points.

Table5 Accuracy of the Outer Ring (JIS Class 0)

Unit: μm

Nominal dimension of the bearing outer diameter (D) (mm)		Tolerance of the bearing in outer diameter (Dm) ^(note)		Tolerance of the outer ring in radial runout (max)
Above	Or less	Upper	Lower	
6	18	0	-9	15
18	30	0	-9	15
30	50	0	-11	20
50	80	0	-13	25
80	120	0	-15	35

Note) "Dm" represents the arithmetic average of the maximum and minimum diameters obtained in measuring the bearing outer diameter at two points.

Track Load Capacity

Track load capacity refers to the permissible load which the outer ring of the roller follower and its mating surface material can withstand given repeated use over a long period.

The track load capacity provided in the specification table, indicates the value when using a steel material with tensile strength of 1.2 kN/mm² as the mating material. Therefore, it is possible to increase the track load capacity by increasing the hardness of the material. Fig.2 shows the hardness of the mating material and the track capacity factor in relation to tensile strength. To obtain the track load capacity of each mating material, multiply the track load capacity shown in the corresponding specification table by the respective track load factor.

Note) For the mating material, we recommend using those materials with the raceway hardness of 20 HRC or higher and the tensile strength of 755 N/mm² or higher.

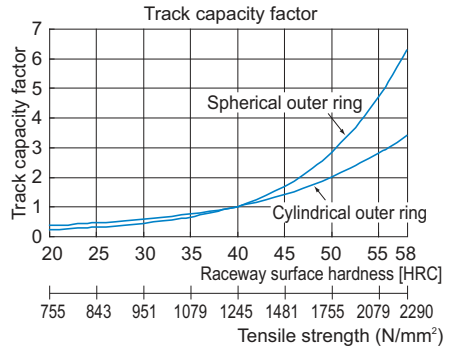


Fig.2 Track Capacity Factor

Radial Clearance

The radial clearances of caged type Roller Followers are based on the values indicated in the tables below (both full-roller type and caged type of model NART share the same radial clearance).

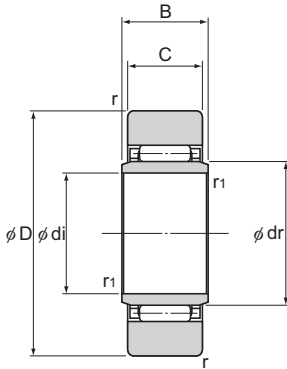
Model NAST, NAST-ZZ Unit: μm

Model No.	Radial clearance (with cage)	
	Min.	Max.
6	5	20
8 to 12	5	25
15 to 25	10	30
30 to 40	10	40
45 to 50	15	50

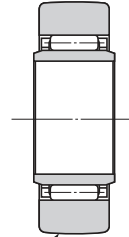
Model NART Unit: μm

Model No.	Radial clearance (caged type and full-roller type)	
	Min.	Max.
5 to 6	5	20
8 to 12	5	25
15 to 20	10	30
25 to 40	10	40
45 to 50	15	50

Models NAST (Separable Type with a Cylindrical Outer Ring), NAST-R (Separable Type with a Spherical Outer Ring)



Model NAST



Model NAST-R

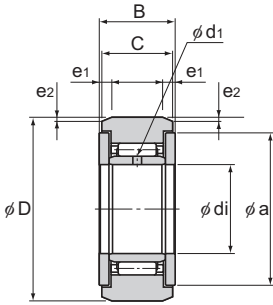
Unit: mm

Model No.	Main dimensions								Basic load rating		Track load capacity		Rotational speed limit* min ⁻¹	Mass g
	Inner diameter di	Inscribed bore diameter dr	Outer diameter D	B	C	r _{min}	r _{1min}	C kN	C ₀ kN	Cylindrical outer ring kN	Spherical outer ring kN			
NAST 6	6	10	19	10	9.8	0.3	0.3	4.12	4.55	3.53	1.37	20000	17.8	
NAST 8	8	12	24	10	9.8	0.6	0.3	5.68	5.89	4.02	1.86	17000	28	
NAST 10	10	14	30	12	11.8	1	0.3	9.7	9.67	5.59	2.45	15000	50	
NAST 12	12	16	32	12	11.8	1	0.3	10.4	10.9	5.98	2.74	13000	58	
NAST 15	15	20	35	12	11.8	1	0.3	12.3	14.3	6.57	3.14	10000	62	
NAST 17	17	22	40	16	15.8	1	0.3	17.4	20.9	10.9	3.72	9500	110	
NAST 20	20	25	47	16	15.8	1	0.3	19.2	24.5	12.7	4.61	8500	155	
NAST 25	25	30	52	16	15.8	1	0.3	20.7	28.4	14.1	5.29	7000	180	
NAST 30	30	38	62	20	19.8	1	0.6	30.3	45.4	22.1	6.66	5500	320	
NAST 35	35	42	72	20	19.8	1	0.6	32.2	50.6	25.7	8.13	5000	440	
NAST 40	40	50	80	20	19.8	1.5	1	35.7	61.6	26.9	9.31	4000	530	
NAST 45	45	55	85	20	19.8	1.5	1	37.1	66.4	28.5	10.1	4000	580	
NAST 50	50	60	90	20	19.8	1.5	1	38.7	71.8	30.2	11	3500	635	

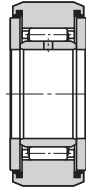
Note) The rotation speed limit value in the table (*) applies to models using grease lubrication. With those models using oil lubrication, up to 130% of this value is permitted.

Stainless steel types are also available. Contact THK for details.

Models NAST-ZZ (Separable Type with a Cylindrical Outer Ring and Side Plates), NAST-ZZR (Separable Type with a Spherical Outer Ring and Side Plates)



Model NAST-ZZ



Model NAST-ZZUU



R500

Model NAST-ZZR



R500

Model NAST-ZZUUR

Unit: mm

Model No.	Main dimensions								Basic load rating		Track load capacity		Rotational speed limit* min ⁻¹	Mass g
	Inner diameter di	Outer diameter D	B	C	a	e ₁	e ₂	Oil hole d ₁	C kN	C ₀ kN	Cylindrical outer ring kN	Spherical outer ring kN		
NAST 6ZZ	6	19	14	13.8	14	2.5	0.8	1.5	4.12	4.55	3.53	1.37	20000	24.5
NAST 8ZZ	8	24	14	13.8	17.5	2.5	0.8	1.5	5.68	5.89	4.51	1.86	17000	39
NAST 10ZZ	10	30	16	15.8	23.5	2.5	0.8	2.0	9.7	9.67	6.86	2.45	15000	65
NAST 12ZZ	12	32	16	15.8	25.5	2.5	0.8	2.0	10.4	10.9	7.35	2.74	13000	75
NAST 15ZZ	15	35	16	15.8	29	2.5	0.8	2.0	12.3	14.3	8.04	3.14	10000	83
NAST 17ZZ	17	40	20	19.8	32.5	3	1	2.0	17.4	20.9	11.8	3.72	9500	135
NAST 20ZZ	20	47	20	19.8	38	3	1	2.5	19.2	24.5	13.8	4.61	8500	195
NAST 25ZZ	25	52	20	19.8	43	3	1	2.5	20.7	28.4	15.3	5.29	7000	225
NAST 30ZZ	30	62	25	24.8	50.5	4	1.2	3.0	30.3	45.4	22.1	6.66	5500	400
NAST 35ZZ	35	72	25	24.8	53.5	4	1.2	3.0	32.2	50.6	25.7	8.13	5000	550
NAST 40ZZ	40	80	26	25.8	61.5	4	1.2	3.0	35.7	61.6	30.3	9.31	4000	710
NAST 45ZZ	45	85	26	25.8	66.5	4	1.2	3.0	37.1	66.4	31.1	10.1	4000	760
NAST 50ZZ	50	90	26	25.8	76	4	1.2	3.0	38.7	71.8	34	11	3500	830

Note) The rotation speed limit value in the table (*) applies to models that have no seal and use grease lubrication. With those models using oil lubrication, up to 130% of this value is permitted. With those attached with seals, up to 70% of this value is permitted. Stainless steel types are also available. Contact THK for details. The seal must be used at temperature of 80°C or below.

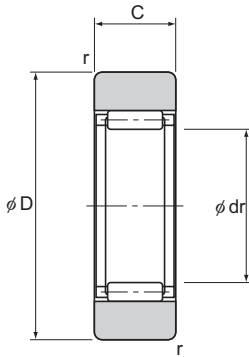
Model number coding

NAST 25 ZZ UU R

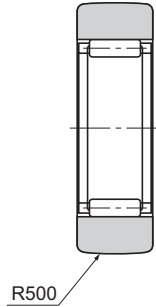
With seal

Roller Follower

Models RNAS (Separable Type with a Cylindrical Outer Ring and No Inner Ring), RNAS-R (Separable Type with a Spherical Outer Ring and No Inner Ring)



Model RNAS



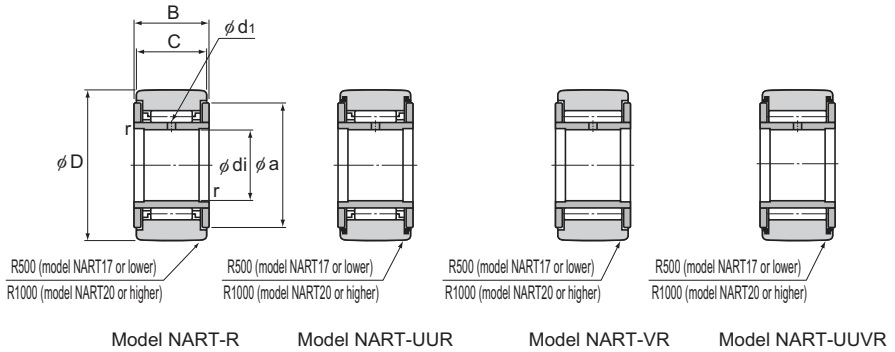
Model RNAS-R

Unit: mm

Model No.	Main dimensions				Basic load rating		Track load capacity		Rotational speed limit* min ⁻¹	Mass g
	Inscribed bore diameter dr	Outer diameter D	C	r _{min}	C kN	C ₀ kN	Cylindrical outer ring kN	Spherical outer ring kN		
RNAS 5	7	16	7.8	0.3	2.74	2.39	2.35	1.08	30000	8.9
RNAS 6	10	19	9.8	0.3	4.12	4.55	3.53	1.37	20000	13.9
RNAS 8	12	24	9.8	0.6	5.68	5.89	4.02	1.86	17000	23.5
RNAS 10	14	30	11.8	1	9.7	9.67	5.59	2.45	15000	42.5
RNAS 12	16	32	11.8	1	10.4	10.9	5.98	2.74	13000	49.5
RNAS 15	20	35	11.8	1	12.3	14.3	6.57	3.14	10000	50
RNAS 17	22	40	15.8	1	17.4	20.9	10.9	3.72	9500	90
RNAS 20	25	47	15.8	1	19.2	24.5	12.7	4.61	8500	135
RNAS 25	30	52	15.8	1	20.7	28.4	14.1	5.29	7000	152
RNAS 30	38	62	19.8	1	30.3	45.4	22.1	6.66	5500	255
RNAS 35	42	72	19.8	1	32.2	50.6	25.7	8.13	5000	375
RNAS 40	50	80	19.8	1.5	35.7	61.6	26.9	9.31	4000	420
RNAS 45	55	85	19.8	1.5	37.1	66.4	28.5	10.1	4000	460
RNAS 50	60	90	19.8	1.5	38.7	71.8	30.2	11	3500	500

Note) The rotation speed limit value in the table (*) applies to models using grease lubrication. With those models using oil lubrication, up to 130% of this value is permitted.
Stainless steel types are also available. Contact THK for details.

Models NART-R (Non-separable Type with a Spherical Outer Ring), NART-VR (Non-separable Type with a Spherical Outer Ring and Full Rollers)



Unit: mm

Model No.	Main dimensions							Basic load rating				Track load capacity Spherical outer ring kN	Rotational speed limit*		Mass	
	Inner diameter d_i	Outer diameter D	B	C	a	r_{min}	Oil hole d_1	With cage		Full rollers			With cage min ⁻¹	Full rollers min ⁻¹	With cage g	Full rollers g
								C kN	C ₀ kN	C kN	C ₀ kN					
NART 5R	5	16	12	11	12	0.3	1.5	2.84	2.65	6.46	7.81	1.08	25000	10500	14.5	15.1
NART 6R	6	19	12	11	14	0.3	1.5	3.33	3.35	7.58	10.2	1.37	20000	8700	20.5	21.5
NART 8R	8	24	15	14	17.5	0.3	1.5	5.68	5.89	11.7	15.6	1.86	17000	7000	41.5	42.5
NART 10R	10	30	15	14	23.5	0.6	2	7.94	7.59	15.8	18.5	2.45	15000	5700	64.5	66.5
NART 12R	12	32	15	14	25.5	0.6	2	8.53	8.44	17	21	2.74	13000	5200	71	73
NART 15R	15	35	19	18	29	0.6	2	13.7	16.4	25.3	36.9	3.14	10000	4300	102	106
NART 17R	17	40	21	20	32.5	1	2	17.4	19.3	32	46.6	3.72	9500	3900	149	155
NART 20R	20	47	25	24	38	1	2.5	22.9	30.6	41.7	67.7	7.15	8000	3400	250	255
NART 25R	25	52	25	24	43	1	2.5	24.6	33.3	45.4	79.5	8.23	7000	3000	285	295
NART 30R	30	62	29	28	50.5	1	3	33.4	51.4	60	111	10.5	5500	2400	470	485
NART 35R	35	72	29	28	53.5	1	3	35.5	57.3	63.2	123	12.9	5000	2200	640	655
NART 40R	40	80	32	30	61.5	1	3	44.6	81.4	76.4	166	14.9	4000	1900	845	865
NART 45R	45	85	32	30	66.5	1	3	46.6	88.6	80.5	183	16.1	4000	1700	915	935
NART 50R	50	90	32	30	76	1	3	48.3	95.7	84.4	200	17.3	3500	1600	980	1010

Note) The rotation speed limit value in the table (*) applies to models that have no seal and use grease lubrication. With those models using oil lubrication, up to 130% of this value is permitted. With those attached with seals, up to 70% of this value is permitted. Stainless steel types are also available. Contact THK for details.
The seal must be used at temperature of 80°C or below.

Model number coding

NART 15 UU V R

With seal

Fit

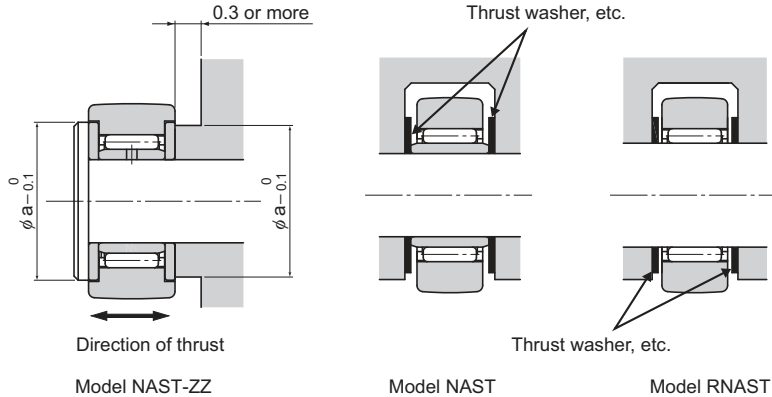
For the fitting of the Roller Follower with the shaft, we recommend the combinations indicated in Table1.

Table1 Fitting with the Shaft

No Inner Ring	Inner Ring
k5, k6	g6, h6

Mounting Section

- To protect the side plate of models NART and NAST-ZZ, the diameter of the mounting section contacting the side plate must be equal to or greater than the "a" dimension indicated in the specification table.
- The structure of the Roller Follower is designed to receive a radial load. If it receives a thrust load, the side plates or the outer ring may be damaged. Therefore, it is necessary to design the system and install the product so that thrust loads are limited to a minimum.
If the outer ring moves in the thrust direction, it may contact the mounted part. This can generate abrasive dust and cause wear. To avoid such occurrence, the mounted part shape and specifications shown below are recommended.



- The surface hardness of the shaft to be used with a Roller Follower without inner ring must be between 54 and 64 HRC. For the surface roughness, we recommend $0.2 \mu\text{m Ra}$ or below.
- For the mating raceway, see "Track Load Capacity" on **A20-8**.
- If the outer ring unilaterally or unevenly contacts the mating raceway, we recommend using a type whose outer ring circumference is spherically ground.
- The side plate of model NART is press-fit onto the inner ring. If the plate is pressed under an external force, it may cause abnormal rotation. Do not use the product in the manner that the side plate is pressed.

Model Number Coding

Model number configurations differ depending on the model features. Refer to the corresponding sample model number configuration.

[Roller Follower]

- Models NAST, NAST-R, NAST-ZZ, NAST-ZZR, RNAS, RNAS-R, NART-R and NART-VR
-

NAST 25 M ZZ UU R




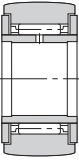
No Symbol: Carbon steel (standard)
M: Stainless steel

With seal

Types and Model Numbers of the Roller Follower

The Roller Follower is divided into several types as indicated in Table1.

Table1 Types of Roller Follower

Classification		Separable type			Non-separable Type
		Standard Type	Type with side plate	Type without inner ring	Standard Type Full-roller Type
Main model No.		NAST	NAST-ZZ	RNAST	NART
Shape					
Cylindrical outer ring	Without seal	NAST NAST-M	NAST-ZZ NAST-MZZ	RNAST RNAST-M	—
	With seal	—	NAST-ZZUU NAST-MZZUU	—	—
Spherical outer ring	Without seal	NAST-R NAST-MR	NAST-ZZR NAST-MZZR	RNAST-R RNAST-MR	NART-R NART-MR
	With seal	—	NAST-ZZUUR NAST-MZZUUR	—	NART-UUR NART-MUUR
Full rollers	Without seal	—	—	—	NART-VR NART-MVR
	With seal	—	—	—	NART-UUVR NART-MUUVR

Note: Symbol M indicates stainless steel type.

[Handling]

- (1) Disassembling components may cause dust to enter the system or degrade mounting accuracy of parts. Do not disassemble the product.
- (2) Dropping or hitting the Roller Follower may damage it. Giving an impact to it could also cause damage to its function even if the product looks intact.

[Lubrication]

- (1) Some types of the Roller Follower do not contain grease depending on the model number. Carefully refer to **■20-9**, and if the desired model does not contain grease, apply grease to the product as necessary before using it. Lithium soap-based grease No. 2 is available as standard.
- (2) Do not mix lubricants of different physical properties. In addition, replenish a lubricant also during operation as necessary.
- (3) We recommend applying a lubricant to the mating surface where the Roller Follower travels.

[Precautions on Use]

- (1) When using the product in locations exposed to vibrations or an impact load or in a special environment such as a clean room, vacuum and low/high temperature, contact THK in advance.
- (2) The normal service temperature is 80°C or below. If the product is to be used at a higher temperature, contact THK.
- (3) Entrance of foreign material such as dust may cause damage or functional loss. Prevent foreign material, such as dust and cutting chips, from entering the product.
- (4) Roller Followers are designed for use under a radial load. Do not use the product under a thrust load.

[Storage]

When storing the Roller Follower, enclose it in a package designated by THK and store it while avoiding high temperature, low temperature and high humidity.



Roller Follower

THK General Catalog

B Support Book

Features and Types	B20-2
Features of the Roller Follower	B20-2
• Structure and Features	B20-2
Types of the Roller Follower	B20-3
• Types and Features	B20-4
Point of Selection	B20-6
Nominal Life	B20-6
Track Load Capacity	B20-8
• Example of Calculating a Track Load Capacity ...	B20-8
Mounting Procedure and Maintenance ..	B20-9
Installation	B20-9
Contamination Protection and Lubrication ..	B20-9
Model No.	B20-10
• Model Number Coding	B20-10
• Types and Model Numbers of the Roller Follower ..	B20-11
Precautions on Use	B20-12

A Product Descriptions (Separate)

Features and Types	A20-2
Features of the Roller Follower	A20-2
• Structure and Features	A20-2
Types of the Roller Follower	A20-3
• Types and Features	A20-4
Point of Selection	A20-6
Nominal Life	A20-6
Accuracy Standards	A20-7
Track Load Capacity	A20-8
Radial Clearance	A20-8
Dimensional Drawing, Dimensional Table	
Models NAST (Separable Type with a Cylindrical Outer Ring),	
NAST-R (Separable Type with a Spherical Outer Ring) ...	A20-10
Models NAST-ZZ (Separable Type with a Cylindrical Outer Ring and Side Plates),	
NAST-ZZR (Separable Type with a Spherical Outer Ring and Side Plates) ..	A20-11
Models RNAST (Separable Type with a Cylindrical Outer Ring and No Inner Ring),	
RNAST-R (Separable Type with a Spherical Outer Ring and No Inner Ring) .	A20-12
Models NART-R (Non-separable Type with a Spherical Outer Ring),	
NART-VR (Non-separable Type with a Spherical Outer Ring and Full Balls) .	A20-13
Point of Design	A20-14
Fit	A20-14
Mounting Section	A20-14
Model No.	A20-15
• Model Number Coding	A20-15
• Types and Model Numbers of the Roller Follower ..	A20-16
Precautions on Use	A20-17

Features of the Roller Follower

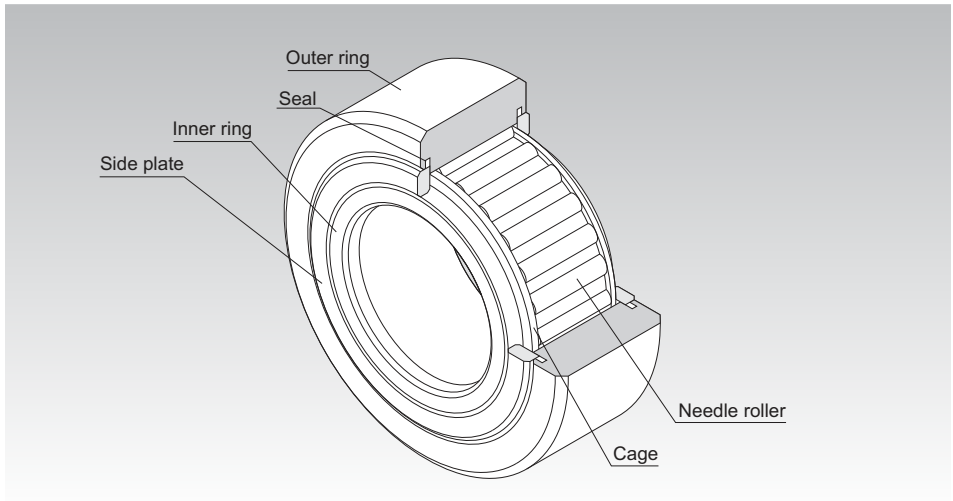


Fig.1 Structure of Roller Follower Model NAST-ZZUU

Structure and Features

The Roller Follower is a compact and highly rigid bearing system. It contains needle bearings and is used as a guide roller for cam discs and straight motion.

Since its outer ring rotates while keeping direct contact with the mating surface, this product is thick-walled and designed to bear an impact load.

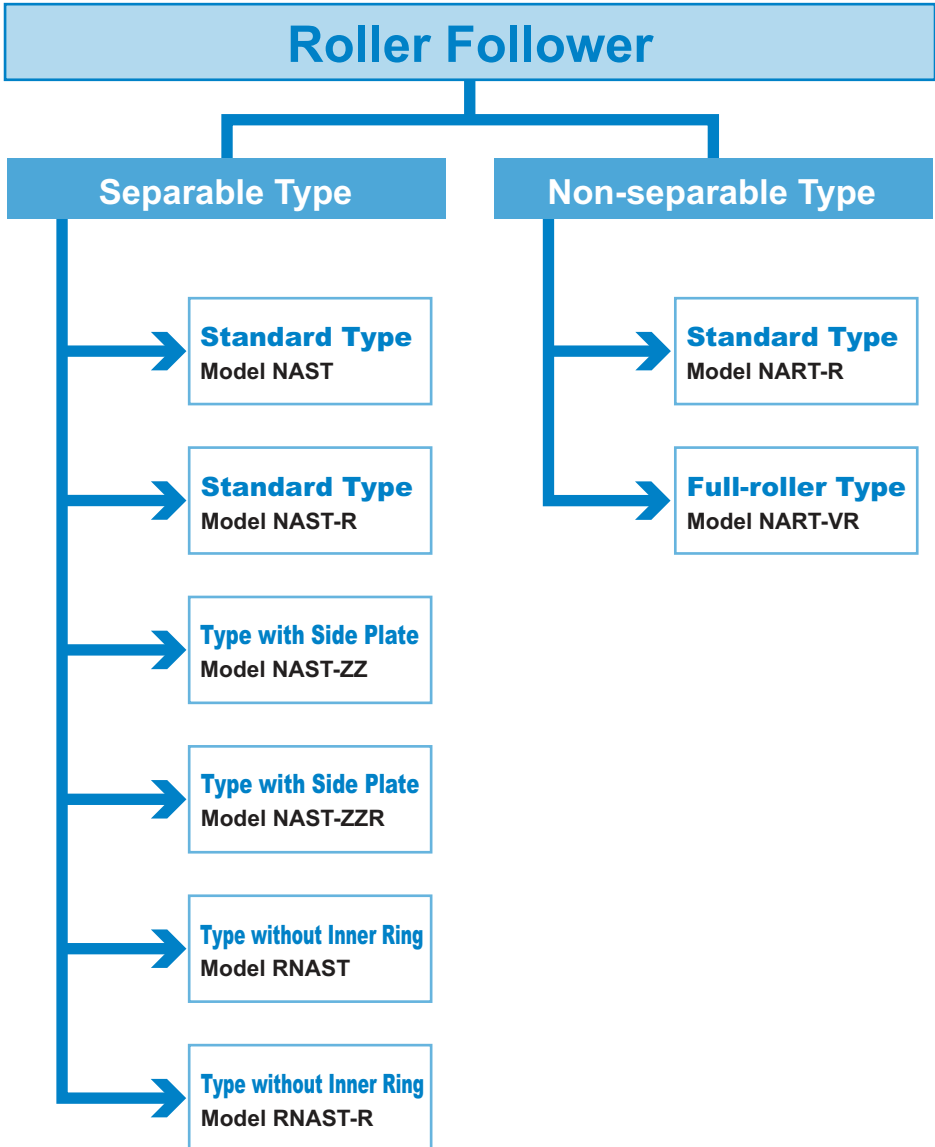
Inside the outer ring, needle rollers and a precision cage are incorporated. This prevents the product from skewing and achieves a superb rotation performance. And, as a result, the product is capable of easily withstanding high-speed rotation.

Roller Followers are divided into two types: separable type whose inner ring can be separated, and non-separable type whose inner ring cannot be separated.

There are two types of the outer ring in shape: spherical and cylindrical. The spherical outer ring easily absorbs a distortion of the shaft center when the cam follower is installed and helps lighten a biased load.

The Roller Follower is used in a wide range of applications such as cam mechanisms of automatic machines, dedicated machines as well as carrier systems, conveyors, bookbinding machines, tool changers of machining centers, pallet changers, automatic coating machines, and sliding forks of automatic warehouses.

Types of the Roller Follower



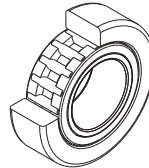
Types of the Roller Follower

Types and Features

Model NAST (Separable Type)

Model NAST is a separable type of bearing system that combines a thick-wall outer ring, an inner ring and needle rollers equipped with a precision cage.

Specification Table⇒ [A20-10](#)



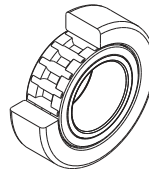
Model NAST

Model NAST-R (Separable Type)

This model is a spherical outer ring type of model NAST.

Since the circumference of the outer ring is spherically ground, it helps lighten a biased load (symbol R).

Specification Table⇒ [A20-10](#)

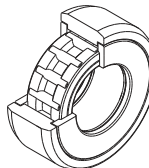


Model NAST-R

Model NAST-ZZ (Separable Type)

This separable type of bearing system has a labyrinth seal consisting of a pair of side plates formed on both sides of the inner ring of model NAST. (Model number of the type attached with seals is NAST-ZZUU.)

Specification Table⇒ [A20-11](#)



Model NAST-ZZ

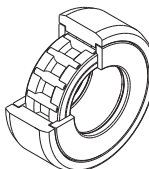
Model NAST-ZZR (Separable Type)

This model is a spherical outer ring type of model NAST-ZZ.

It easily corrects a distortion of the shaft center when the roller follower is installed.

Since the circumference of the outer ring is spherically ground, it helps lighten a biased load (symbol R). (Model number of the type attached with seals is NAST-ZZUUR.)

Specification Table⇒ [A20-11](#)

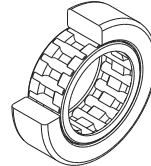


Model NAST-ZZR

Model RNAST (Separable Type)

This model is basically the same as model NAST, but does not have an inner ring.

Specification Table⇒ **A** 20-12

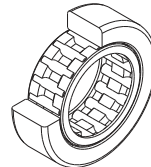


Model RNAST

Model RNAST-R (Separable Type)

This model is basically the same as model NAST-R, but does not have an inner ring. Since the circumference of the outer ring is spherically ground, it helps lighten a biased load (symbol R).

Specification Table⇒ **A** 20-12



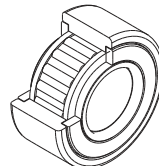
Model RNAST-R

Model NART-R(Non-separable Type)

This model is a non-separable type of bearing system whose inner ring is fixed to the side plates.

Since the circumference of the outer ring is spherically ground, it helps lighten a biased load (symbol R). (Model number of the type attached with seals is NART-UUR.)

Specification Table⇒ **A** 20-13



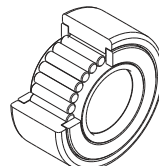
Model NART-R

Model NART-VR (Non-separable Type)

Based on model NART-R, this model is a full-roller bearing suitable for locations where a heavy load is applied in low speed operation.

Since the circumference of the outer ring is spherically ground, it helps lighten a biased load (symbol R). (Model number of the type attached with seals is NART-UUVR.)

Specification Table⇒ **A** 20-13



Model NART-VR

- Stainless steel types are available for all the above models. (symbol M)

Nominal Life

[Static Safety Factor]

The basic static load rating C_0 refers to the static load with constant direction and magnitude, under which the calculated contact stress in the center of the contact area between the roller and the raceway under the maximum load is 4000 MPa. (If the contact stress exceeds this level, it will affect the rotation.) This value is indicated as “ C_0 ” in the specification tables. When a load is statically or dynamically applied, it is necessary to consider the static safety factor as shown below.

$$\frac{C_0}{P_0} = f_s$$

- f_s : Static safety factor (see Table1)
 C_0 : Basic static load rating (kN)
 P_0 : Radial load (kN)

Table1 Static Safety Factor (f_s)

Load conditions	Lower limit of f_s
Normal load	1 to 3
Impact load	3 to 5

[Nominal Life]

The service life of the Roller Follower is obtained from the following equation.

$$L = \left(\frac{f_r \cdot C}{f_w \cdot P_c} \right)^{\frac{10}{3}} \times 10^6$$

- L : Nominal life
 (The total number of revolutions that 90% of a group of identical Roller Follower units independently operating under the same conditions can achieve without showing flaking from rolling fatigue)
- C : Basic dynamic load rating* (kN)
 P_c : Radial load (kN)
 f_r : Temperature factor
 (see Fig.1 on **B20-7**)
- f_w : Load factor (see Table2 on **B20-7**)

*The basic dynamic load rating (C) of the Roller Follower shows the load with interlocked direction and magnitude, under which the nominal life (L) is 1 million revolutions when a group of identical Roller Follower units independently operate. The basic dynamic load rating (C) is indicated in the corresponding specification table.

[Calculating the Service Life Time]

When the nominal life (L) has been obtained, the service life time (L_h) is obtained from the following equation.

● For Linear Motion

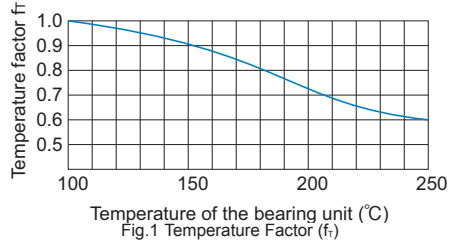
$$L_h = \frac{D \cdot \pi \cdot L}{2 \times l_s \cdot n_1 \times 60}$$

- L_h : Service life time (h)
- L : Nominal life (mm)
- D : Bearing outer diameter (mm)
- l_s : Stroke length (mm)
- n₁ : Number of reciprocations per minute (min⁻¹)

● For Rotary Motion

$$L_h = \frac{D \cdot L}{D_1 \cdot n \times 60}$$

- D₁ : Outer ring contact average diameter of the cam (mm)
- n : Rotation speed per minute of the cam (min⁻¹)



Note) The normal service temperature is 80°C or below. If the product is to be used at a higher temperature, contact THK.

Table2 Load Factor (f_w)

Service condition	f _w
Smooth motion without impact	1 to 1.2
Normal motion	1.2 to 1.5
Motion with severe impact	1.5 to 3

Track Load Capacity

Track load capacity refers to the permissible load which the outer ring of the roller follower and its mating surface material can withstand given repeated use over a long period.

The track load capacity provided in the specification table, indicates the value when using a steel material with tensile strength of 1.2 kN/mm² as the mating material. Therefore, it is possible to increase the track load capacity by increasing the hardness of the material. Fig.2 shows the hardness of the mating material and the track capacity factor in relation to tensile strength. To obtain the track load capacity of each mating material, multiply the track load capacity shown in the corresponding specification table by the respective track load factor.

Note) For the mating material, we recommend using those materials with the raceway hardness of 20 HRC or higher and the tensile strength of 755 N/mm² or higher.

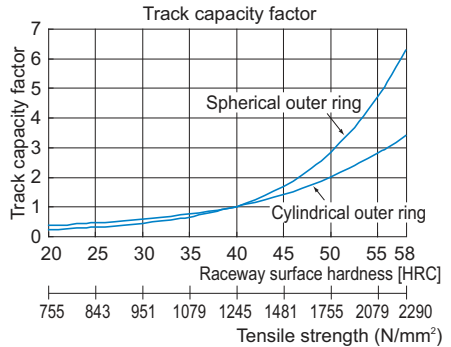


Fig.2 Track Capacity Factor

Example of Calculating a Track Load Capacity

Obtain the track load capacity when heat-treating the mating material, which a bearing whose outer ring has a track load capacity of 5.29 kN contacts, to hardness of 50 HRC.

The track capacity factor when the hardness is 50 HRC is 2.84, as indicated in Fig.2. Therefore, the desired track load capacity is calculated as follows.

The track load capacity = 5.29 kN × 2.84 = 15.0 kN

Installation

Fig.1 shows examples of installing the Roller Follower.

- If the Roller Follower is to be used under a heavy load, it is necessary to install the product so that the greasing hole of the inner ring is out of the loaded area.

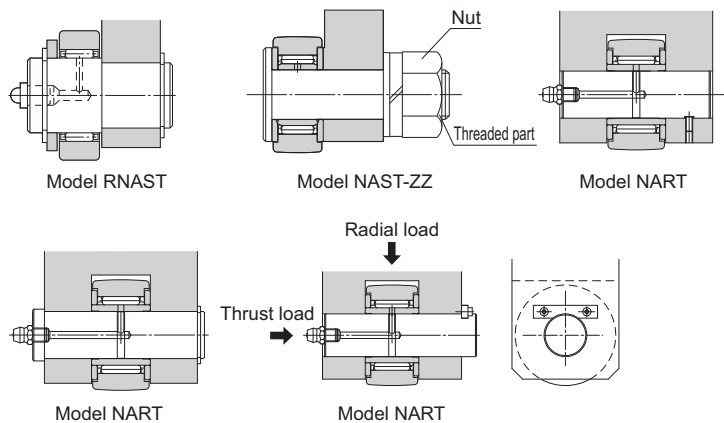


Fig.1 Examples of Installing the Roller Follower

Note) When mounting model NART, do not secure it with a nut as with model NAST-ZZ shown in the figure above. Doing so may cause the side plate to deform.

Contamination Protection and Lubrication

The Roller Follower models include seal types (model numbers: "...UU"), which are incorporated with special synthetic rubber seals that are highly resistant to wear in order to prevent foreign material from entering the interior of the roller follower and the lubricant from leaking.

Some models are not filled with grease when assembled. When using a model not filled with grease, apply and fill grease to the interior first (lithium-based grease with consistency of No. 2).

Model No.		Grease
NAST(R)	No seal setting	Not filled with grease
RNAS(R)		
NAST-ZZ(R)	Without seal	Filled with grease
NART-(V)R	With seal	

The lubrication interval varies depending on the operating conditions. As a guide, however, replenish grease of the same group every six months to two years for types with a cage, or every one to six months for full-roller types.

Even with types equipped with seals ("...UU"), surplus grease may seep during the initial operation period or immediately after resumption of grease replenishment. If desiring to avoid contamination of the surrounding area of the machine by grease, first perform seasoning or the like in advance, and then wipe the seeping surplus grease.

Model Number Coding

Model number configurations differ depending on the model features. Refer to the corresponding sample model number configuration.

[Roller Follower]

- Models NAST, NAST-R, NAST-ZZ, NAST-ZZR, RNAS, RNAS-R, NART-R and NART-VR
-

NAST 25 M ZZ UU R




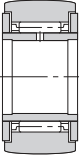
No Symbol: Carbon steel (standard)
M: Stainless steel

With seal

Types and Model Numbers of the Roller Follower

The Roller Follower is divided into several types as indicated in Table1.

Table1 Types of Roller Follower

Classification		Separable type			Non-separable Type
		Standard Type	Type with side plate	Type without inner ring	Standard Type Full-roller Type
Main model No.		NAST	NAST-ZZ	RNAST	NART
Shape					
Cylindrical outer ring	Without seal	NAST NAST-M	NAST-ZZ NAST-MZZ	RNAST RNAST-M	—
	With seal	—	NAST-ZZUU NAST-MZZUU	—	—
Spherical outer ring	Without seal	NAST-R NAST-MR	NAST-ZZR NAST-MZZR	RNAST-R RNAST-MR	NART-R NART-MR
	With seal	—	NAST-ZZUUR NAST-MZZUUR	—	NART-UUR NART-MUUR
Full rollers	Without seal	—	—	—	NART-VR NART-MVR
	With seal	—	—	—	NART-UUVR NART-MUVR

Note: Symbol M indicates stainless steel type.

[Handling]

- (1) Disassembling components may cause dust to enter the system or degrade mounting accuracy of parts. Do not disassemble the product.
- (2) Dropping or hitting the Roller Follower may damage it. Giving an impact to it could also cause damage to its function even if the product looks intact.

[Lubrication]

- (1) Some types of the Roller Follower do not contain grease depending on the model number. Carefully refer to **B20-9**, and if the desired model does not contain grease, apply grease to the product as necessary before using it. Lithium soap-based grease No. 2 is available as standard.
- (2) Do not mix lubricants of different physical properties. In addition, replenish a lubricant also during operation as necessary.
- (3) We recommend applying a lubricant to the mating surface where the Roller Follower travels.

[Precautions on Use]

- (1) When using the product in locations exposed to vibrations or an impact load or in a special environment such as a clean room, vacuum and low/high temperature, contact THK in advance.
- (2) The normal service temperature is 80°C or below. If the product is to be used at a higher temperature, contact THK.
- (3) Entrance of foreign material such as dust may cause damage or functional loss. Prevent foreign material, such as dust and cutting chips, from entering the product.
- (4) Roller Followers are designed for use under a radial load. Do not use the product under a thrust load.

[Storage]

When storing the Roller Follower, enclose it in a package designated by THK and store it while avoiding high temperature, low temperature and high humidity.